GRADE BEAM SCHEDULE

MARK	SIZE WIDTH	SIZE DEPTH	REINFORCING (℄ OF SUPPORTS)	SIDE BARS (EA. FACE)	STIRRUP SIZE	STIRRUP SPACING	STIRRUP TYPE	REMARKS
GB1	24"	24"	(3) #6 / (3) #6	(1) #6	#4	@ 12"o.c., TYPICAL		HOOK BARS AT DISCONTINUOUS ENDS
GB2	24"	24"	(3) #6 / (3) #6	N/A	#4	@ 12"o.c., TYPICAL		HOOK BARS AT DISCONTINUOUS ENDS
GB3	30"	30"	(5) #9 / (5) #9	(2) #6	#4	@ 15"o.c., TYPICAL		HOOK BARS AT DISCONTINUOUS ENDS
GB4	24"	30"	(4) #7 / (4) #7	(1) #6	#4	@ 15"o.c., TYPICAL		HOOK BARS AT DISCONTINUOUS ENDS
GB5	24"	30"	(4) #7 / (4) #7	(2) #6	#4	@ 15"o.c., TYPICAL		
GB6	24"	30"	(5) #7 / (5) #7	(2) #6	#4	@ 15"o.c., TYPICAL		
GB7	32"	30"	(5) #8 / (5) #8	(2) #6	#4	@ 15"o.c., TYPICAL		HOOK BARS AT DISCONTINUOUS ENDS
GB8	24"	30"	(4) #9 / (4) #8	(2) #6	#4	@ 15"o.c., TYPICAL		STIRRUPS @ 8"o.c. IN CANTILEVER
GB9	30"	36"	(5) #7 / (5) #7	(2) #7	#4	@ 12"o.c., TYPICAL		HOOK BARS AT DISCONTINUOUS ENDS
GB10	24"	30"	(4) #7 / (6) #8	(2) #6	#4	@ 15"o.c., TYPICAL		
GB11	32"	30"	(5) #8 / (7) #8	(2) #6	#4	@ 12"o.c., TYPICAL		
GB12	32"	36"	(7) #8 / (7) #9	(2) #6	#4	@ 12"o.c., TYPICAL		HOOK BARS AT DISCONTINUOUS ENDS
GB13	36"	30"	(7) #9 / (5) #8	(2) #6	#4	@ 15"o.c., TYPICAL		STIRRUPS @ 8"o.c. IN CANTILEVER

GRADE BEAM NOTES
1. PROVIDE STANDARD HOOKS FOR TOP & BOTTOM BARS AS INDICATED AT SUPPORTS.
2. PROVIDE CORNER BARS AT INTERSECTING GRADE BEAMS.

PIER CAP SCHEDULE

MARK	PIER CAP SIZE	HORIZONTAL REINFORCING	VERTICAL REINFORCING	REMARKS
PC1	4'-6"x4'-6"x3'-0"	#5 U-BARS @ 10"o.c. EACH FACE	#6 U-BARS @ 10"o.c. T&B	
PC2	5'-0"x5'-0"x3'-0"	#5 U-BARS @ 10"o.c. EACH FACE	#6 U-BARS @ 10"o.c. T&B	
PC3	5'-6"x5'-6"x3'-0"	#5 U-BARS @ 10"o.c. EACH FACE	#6 U-BARS @ 10"o.c. T&B	
PC4	5'-0"x5'-0"x7'-0"	#5 U-BARS @ 10"o.c. EACH FACE	#6 U-BARS @ 10"o.c. T&B	
PC5	4'-6"x4'-6"x4'-6"	#5 U-BARS @ 10"o.c. EACH FACE	#6 U-BARS @ 10"o.c. T&B	
PC6	7'-0"x7'-0"x3'-0"	#5 U-BARS @ 10"o.c. EACH FACE	#6 U-BARS @ 10"o.c. T&B	

DRILLED PIER SCHEDULE

MARK	PIER DIA.	REINFORCING: VERTICAL REINFORCING	REINFORCING: TIE SIZE & SPACING	SOCKET DEPTH	REMARKS
DP1	30"	7 - #8	#4 @ 16"	5'-0"	PROVIDE 10'-0" REBAR CAGE
DP2	36"	8 - #8	#4 @ 16"	6'-0"	PROVIDE 10'-0" REBAR CAGE
DP3	36"	8 - #8	#4 @ 16"	6'-0"	PROVIDE FULL LENGTH REBAR CAGE
DP4	42"	10 - #8	#4 @ 16"	7'-0"	PROVIDE 10'-0" REBAR CAGE
DP5	42"	10 - #8	#4 @ 16"	7'-0"	PROVIDE FULL LENGTH REBAR CAGE

ESTIMATED BOTTOM OF DRILLED PIER ELEVATIONS – FOR BIDDING PURPOSES ONLY

LEVEL 0 DRILLED PIERS LOCATED ON AND NORTH OF GRID C.3 = 518'-0"
LEVEL 0 DRILLED PIERS LOCATED SOUTH OF GRID C.3 = 515'-0"
LEVEL 1 DRILLED PIERS LOCATED NORTH OF GRID E = 517'-0"
LEVEL 1 DRILLED PIERS LOCATED ON GRIDS A & B = 522'-0"
LEVEL 1 DRILLED PIERS LOCATED FROM GRID V TO Z ON GRID 3= 508'-0"
LEVEL 1 DRILLED PIERS LOCATED FROM GRID V TO Z ON GRID 4.5 = 521'-0"
LEVEL 1 DRILLED PIERS LOCATED IN WEST WING = 517'-0"

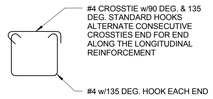

A TYPICAL #4 STIRRUP
1 1/2" = 1'-0"

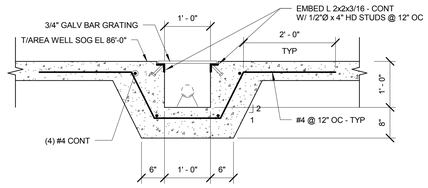

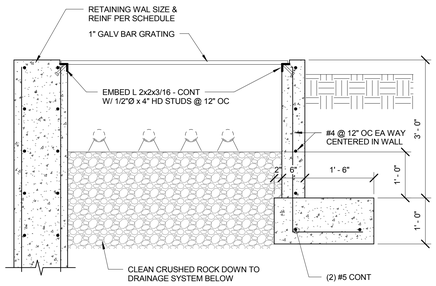

5 GAS (TOP) & REFRIGERANT LINE TROUGH DETAILS
3/4" = 1'-0"

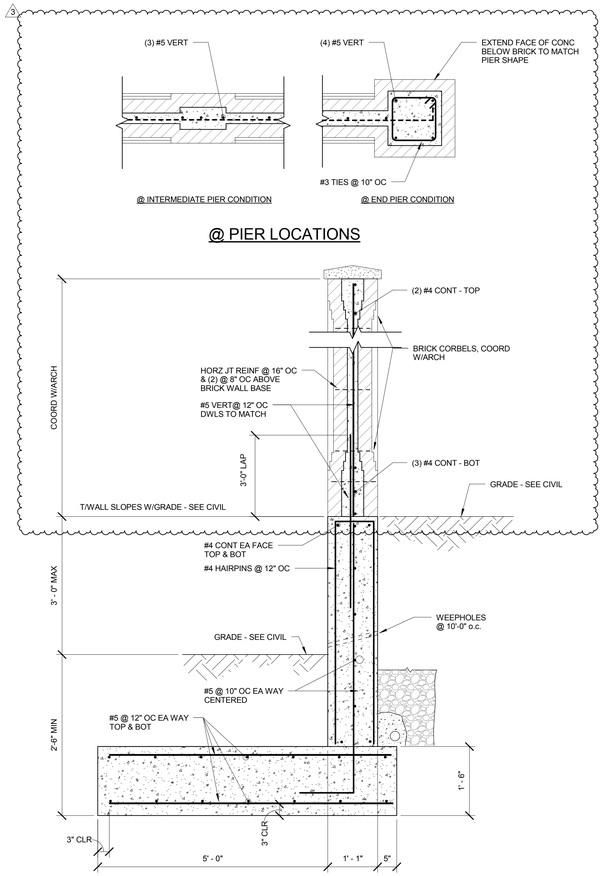

4 TYPICAL SITE RETAINING WALL WITH BRICK
3/4" = 1'-0"

Webster UNIVERSITY

Webster University
Interdisciplinary Science Building

CANNONDESIGN

1100 Clark Avenue
St. Louis, Missouri 63102
T: 314.241.6250
F: 314.241.2570

William Tao & Associates, Inc
MEP/FP Engineer
7955 Manchester Road, Suite 125
St. Louis, MO 63143
314-884-7600

David Mason & Associates, Inc
Structural & Civil Engineer
800 South Vandeventer Avenue
St. Louis, MO 63110
314.534.1053

Faith Group
Technology
3101 S. Hanley Rd, Suite 100
St. Louis, MO 63143
314.991.2228

Kuhlmann Leavitt, Inc.
Environmental Graphics & Signage
7400 Pershing Ave
St. Louis, MO 63130
314.725.6616

KWA Architects
Architecture
9721 Litzinger Road
St. Louis, MO 63124
314.962.2560

Spellman Brady & Company
Interior Designer
8251 Maryland Avenue, Suite 300
St. Louis, MO 63105
314.862.0070

SWT Design
Landscape Architect
7722 Big Bend Blvd
St. Louis, MO 63119
314.644.5700

Webb Engineering Services, Inc.
Plumbing & Fire Protection
1400 S. 3rd Street, Suite 201
St. Louis, MO 63104
314.588.0600

No.	Description	Date
3	ASI 003	27 JULY 2016
2	ADDENDUM 1-11	13 MAY 2016
1	ADDENDUM 1-1	29 JAN 2016
-	ISSUED FOR CONSTRUCTION (BP1)	15 JAN 2016

Drawing Title:

FOUNDATION SCHEDULES

Project No.: 04561.01 Checked by:

S0004

© Cannon Design 2015
All rights reserved. No part of this document may be reproduced, stored in a retrieval system, or transmitted in any form or by any means, without prior written authorization by The Cannon Corporation.
7/26/2016 9:52:52 AM

© Cannon Design 2015